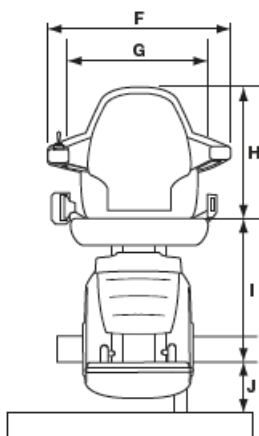
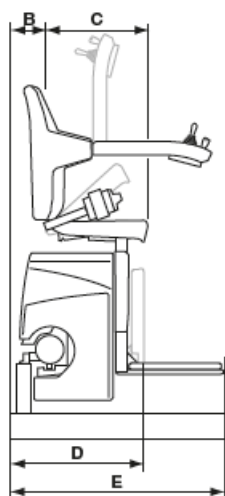
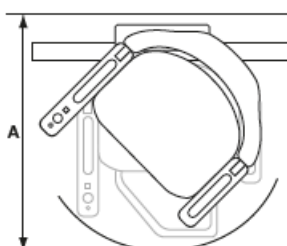


Freecurve Curved Stairlift Dimensions – Classic Seat



Classic Seat	Outside Bend	Inside Bend
A – Swivel radius*	28.75in – 26.25in	29.5in – 27in
B – Wall to inner seat back	4.125in	4.875in
C – Seat depth	14.5in	
D – Minimum folded width to footrest	16.5in	17.375in
E – Minimum open width to edge of footrest · Offset footrest	25.125in 24in	26in 24.75in
F – Armrest width (external)	22.125in	
G – Armrest width (internal)	17.375in	
H – Seat back height	15.75in	
I – Footrest to seat height	18.625in	
J – Minimum footrest height	3.875in/4.875in	
Minimum track intrusion into staircase	6.75in	7.5in
Maximum weight limit	275lbs	

*Dimensions may vary depending on the hand of seat

Some of the above dimensions depend on the characteristics of the staircase in the home. Please consult the sales manual for further information about these dimensions and features of this seat. All information is provided in good faith but does not constitute a guarantee. Handicare reserves the right to alter designs and specifications without prior notice.