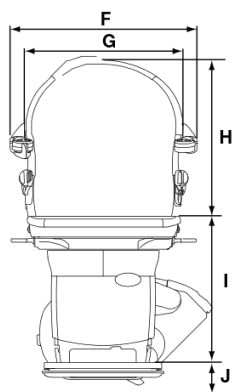
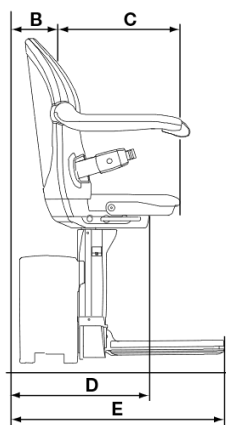
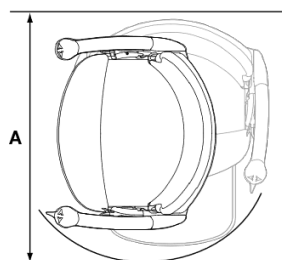


950+ Straight Stairlift Dimensions



Smart Seat	Dimensions
A – Minimum swivel radius	25.75in
· With armrest spacers	26.75in
· With extended armrest spacers	25.375in
B – Wall to inner seat back	2.625in
C – Seat depth	14.25in
· With extended seat	16.75in
D – Minimum folded width to footrest	14.5in
E – Minimum open width to edge of footrest	22.5in
F – Armrest width (external)	21.625in
· With armrest spacers	23.25in
· With extended armrest spacers	25in
G – Armrest width (internal)	18.125in
· With armrest spacers	20.25in
· With extended armrest spacers	22.125in
H – Seat back height	17.875in
I – Footrest to seat height	17in – 20.875in
· Perch seat options	26.5in – 34.5in
J – Minimum footrest height	2.75in
Minimum track intrusion into staircase	7.25in
Maximum weight limit	310lbs
· Hinge or SlideTrack	265lbs

Some of the above dimensions depend on the characteristics of the staircase in the home. Please consult the sales manual for further information about these dimensions and features of this seat. All information is provided in good faith but does not constitute a guarantee. Handicare reserves the right to alter designs and specifications without prior notice.