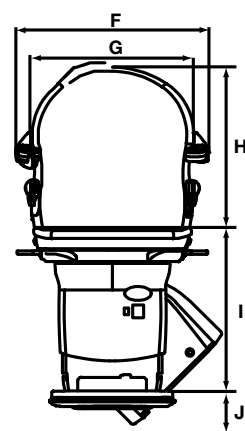
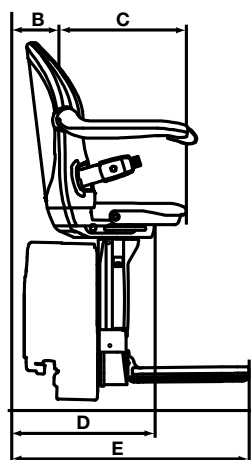
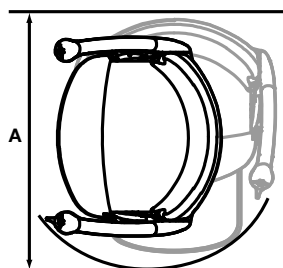


1000 Straight Stairlift Dimensions



Smart Seat	Dimensions
A – Minimum swivel radius	26.375in
· With armrest spacers	27.375in
· With extended armrest spacers	28in
B – Wall to inner seat back*	3in
C – Seat depth	14.25in
· With extended seat	16.75in
D – Minimum folded width to footrest*	15.125in
E – Minimum open width to edge of footrest*	25.625in
F – Armrest width (external)	21.625in
· With armrest spacers	23.25in
· With extended armrest spacers	25in
G – Armrest width (internal)	18.125in
· With armrest spacers	20.25in
· With extended armrest spacers	22.125in
H – Seat back height	17.875in
I – Footrest to seat height	18.25in – 21.25in
· Perch seat options**	26.5in – 34.5in
J – Minimum footrest height	3.375in
Minimum track intrusion into staircase	4.5in
Maximum weight limit	350lbs
· XXL version (hinge track not available)	440lbs

* Add 1.75in for XXL 2-way swivel with extended armrest spacers

** Not available for XXL version

Some of the above dimensions depend on the characteristics of the staircase in the home. Please consult the sales manual for further information about these dimensions and features of this seat. All information is provided in good faith but does not constitute a guarantee. Handicare reserves the right to alter designs and specifications without prior notice.