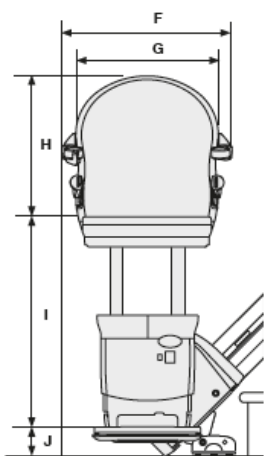
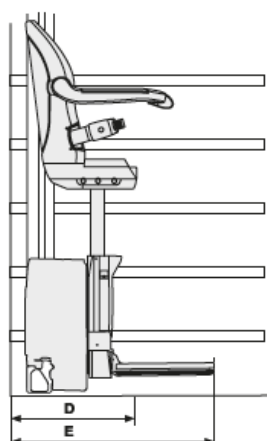
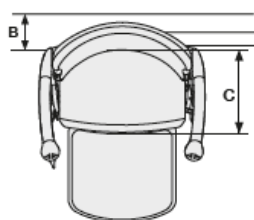


1000 Straight Stairlift Dimensions – Perch Seat



Perch Seat	Dimensions
A – Minimum swivel radius*	n/a
B – Wall to inner seat back	3.75in
C – Seat depth	12.625in
D – Minimum folded width to footrest	12in
E – Minimum open width to edge of footrest	27.125in
F – Armrest width (external)	21.625in
G – Armrest width (internal)	18.125in
H – Seat back height	17.875in
I – Footrest to seat height	26.5in – 34.5in
J – Minimum footrest height	3in
Minimum track intrusion into staircase	4.5in
Maximum weight limit	300lbs

* n/a – fixed seat

Some of the above dimensions depend on the characteristics of the staircase in the home. Please consult the sales manual for further information about these dimensions and features of this seat. All information is provided in good faith but does not constitute a guarantee. Handicare reserves the right to alter designs and specifications without prior notice.